

# Fundraising: Greeting Cards



Written by: Monica Petrus



## Literacy Focus

**Reading Level:** Early Reader

*(Note: These books have not been levelled using standardized book leveling systems. See back cover for our suggested levels.)*

**Word Count and Vocabulary**

Word Count: 414 words

High frequency words: *high, want, practise, decide, school, join, thought, great, could, friend, explain, special, own, very, why*

**Reinforcing Decoding Skills**

Initial consonant blends: *pl- , cl-, pr-, cr-, gr-, dr-*

Silent consonants: *-g- (signed,), -gh- (bought)*

*“tion” - conversation*

Book Introduction Considerations: (based on student need)		
Meaning	Structure	Visual
<p>p.1— club</p> <p>p.2—Ambassador, cause</p> <p>p.4—fundraising, greeting card</p> <p>p.6—donate, project</p> <p>p.7—agree</p> <p>p. 10—consider, request</p> <p>p. 11—supplies</p> <p>p. 13—delighted, improved</p>	<ul style="list-style-type: none"> <li>Coordinating conjunction showing contrast: <i>“but”, “however”</i></li> <li>Contractions: <i>I’m, couldn’t, didn’t</i></li> <li>Inflectional endings: <i>-s, -es, -ed, -ing</i></li> <li>Apostrophe used in contractions and possessive (<i>I’m, Ryan’s</i>)</li> <li>Text features: Table of Contents, chapters, sub-headings</li> <li><i>Glossary</i></li> </ul>	<ul style="list-style-type: none"> <li>Captions</li> <li>Punctuation: comma to separate phrase from the rest of the sentence i.e. <i>At this club</i></li> <li>Calendar</li> <li>Compound words: <i>everyone, someone, fundraising, birthday</i></li> <li>Capital letters: names, country, holidays, days</li> <li>Callouts—thinking, speaking</li> <li>Money—symbol \$ (<i>\$60</i>), words (<i>20 cents</i>)</li> </ul>

# Fundraising: Greeting Cards

**Written by:** Monica Petrus

**Student Contributor:** Aya Abdulhamid

**Project Lead:** Sharon Newmaster

**Designed by:** Jeffery Robinson

**Edited by:** Moyra Bartlett & Jean Hambleton


## Contents

Chapter 1	<b>Join a Club</b>	1
Chapter 2	<b>Fundraising Idea</b>	4
Chapter 3	<b>Planning for Next Year</b>	11

# Chapter 1

## Join a Club

My name is Aya, and I am a high school student. This year I really wanted to practise my English, so I decided to join a club at school.



**JOIN a CLUB TODAY!**



Well for clean water

I asked my friends which club to join. Some of my friends had just joined the Water Ambassador Club.

They were **raising money** for clean water in Africa.

I thought this was a great **cause** and I could also practise my English.



**Water Ambassador Club**

## Chapter 2

### Fundraising Idea

After I joined the Water Ambassadors, a friend told me about a new English Conversation Club. At this club, they made greeting cards and practised speaking English. I went with my friend and I had a great time.



I told the students all about the Water Ambassadors. I explained to them that we were trying to raise money for clean water in Africa.

## Making greeting cards



I said that I was going to sell my cards and **donate** the money to the clean water project.



= \$\$\$



Everyone was very interested in the clean water project and wanted to help. Someone suggested, "Why don't we all sell our cards and donate the money?" Everyone agreed.

Why don't we all sell our cards and donate the money?



We met after school every Wednesday to work on the cards. After just four meetings, we had made 30 different greeting cards. We made "thank you", and "birthday" cards. Someone asked, "How much are we going to sell the cards for?"

Sunday	Monday	Tuesday	Wednesday	Thursday	Friday	Saturday
	1	2	3 ☀️	4	5	6
7	8	9	10 ☀️	11	12	13
14	15	16	17 ☀️	18	19	20
21	22	23	24 ☀️	25	26	27
28	29	30	31	Notes		



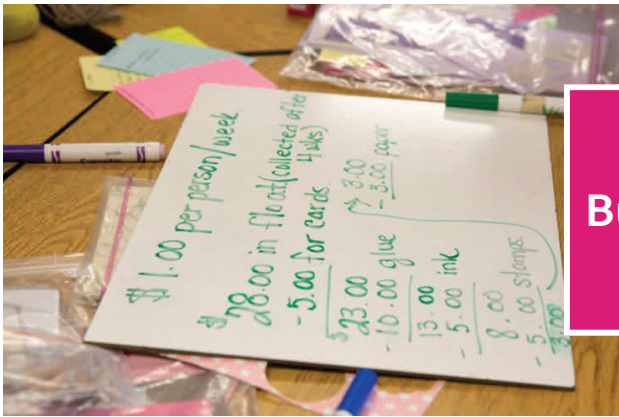
## Making greeting cards



It **cost** about 20 cents to make a card, but we also had to consider the amount of time we worked on making them. We decided the **price** should be \$2. We sold all 30 cards, and had requests for more. We made \$60 in two days. People really liked our cards!







Budget

## Chapter 3 Planning For Next Year

Next year, we will start making cards earlier. We want to work on this project all year long. We **saved** \$28 to buy the supplies we will need.


Supplies



We will make cards for all the different holidays: Christmas, Eid, Diwali, Chinese New Year and Valentine's Day. We'll also make some for special events like birthdays and graduations. We are planning to make some of the cards in our own languages, too.







I am delighted I joined some clubs this year. It was a lot of fun! I made many friends, improved my English, and got to help people from my country. I wonder what other clubs we have at school?

## Glossary

<b>budget</b>	a plan for spending money
<b>cost</b>	how much you pay for something
<b>donate</b>	to give money, food or clothing
<b>fundraising</b>	raise money to help others
<b>price</b>	how much something costs
<b>raising money</b>	to collect money for something
<b>save(d)</b>	to keep some extra money for the future

# Financial Literacy

## Financial Skills

- Solve problems involving money from everyday situations
- Read and interpret money values in words and symbols
- Solve problems requiring estimating and calculating the cost of projects
- Set a fair market price for a product
- Record and monitor sales

## Building Financial Knowledge

It is important for newcomers to become familiar with the values of Canadian currency and to practise estimating project costs. It is also an important job skill to know how to collaborate with others, and work together as a team. A fundraising project provides students with a meaningful real-life opportunity to practise all these skills.

**Fundraising: Greeting Cards**

**Copyright ©2013 by ERGO**

### **Credits**

Images: ERGO - ESL/ELD Resource Group of Ontario

Ryan's Well Foundation, p. 1, 9. See [www.ryanswell.ca](http://www.ryanswell.ca)

Flickr, The Commons, p. 4, back cover. See [www.flickr.com](http://www.flickr.com)

Every effort has been made to trace the owners of copyrighted material and to make due acknowledgement. This book may be reproduced for educational purposes only. This resource is not to be offered for purchase or reproduced for commercial purposes.

For more information or resources contact ERGO [www.ergo-on.ca](http://www.ergo-on.ca)

## Think and Talk:

Think about a time when you did something to help others.  
What did you do ?



Created by:

**ESL/ELD Resource Group of Ontario**

View all the Financial Literacy Resources and more at [www.ergo-on.ca](http://www.ergo-on.ca)

